

PŮDORYS  
M 1:150



216.01	zádveří	6.45 m <sup>2</sup>
216.02	WC	2.07 m <sup>2</sup>
216.03	obývací prostor + kk	35.45 m <sup>2</sup>
216.04	chodba	5.42 m <sup>2</sup>
216.05	ložnice	12.86 m <sup>2</sup>
216.06	pokoj	9.36 m <sup>2</sup>
216.07	pokoj	12.33 m <sup>2</sup>
216.08	koupelna	6.77 m <sup>2</sup>
216.09	TM	3.66 m <sup>2</sup>
UŽITNÁ PLOCHA CELKEM:		94.37 m <sup>2</sup>

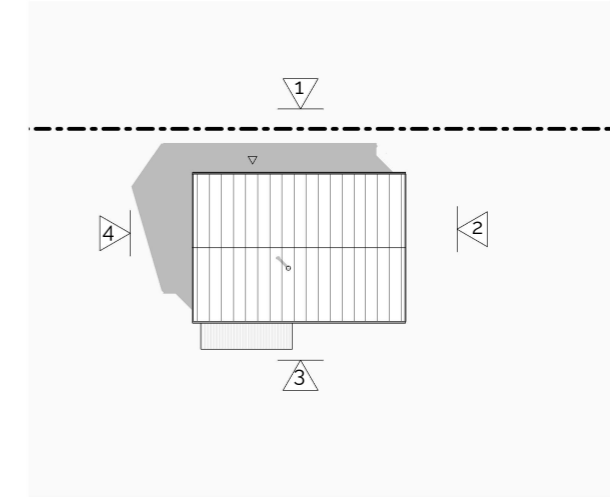
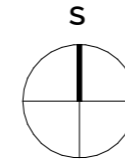
3D ZOBRAZENÍ 1



3D ZOBRAZENÍ 2



UMÍSTĚNÍ NA POZEMKU  
M 1:500

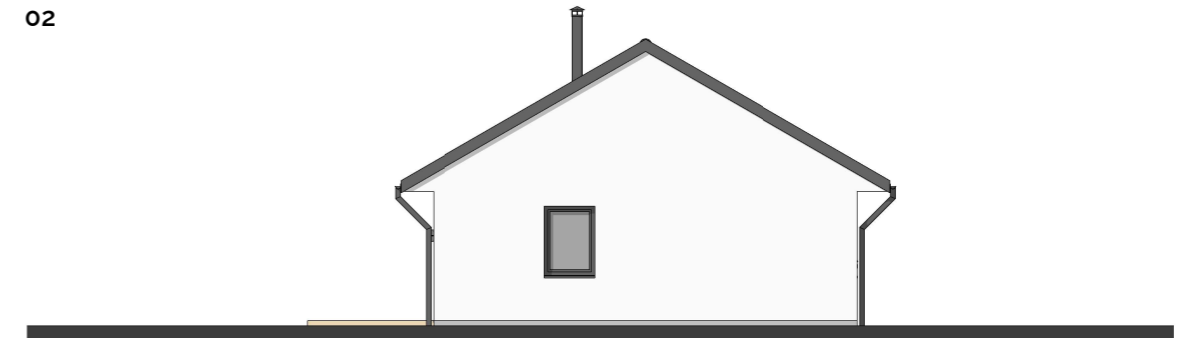


POHLEDY  
M 1:150

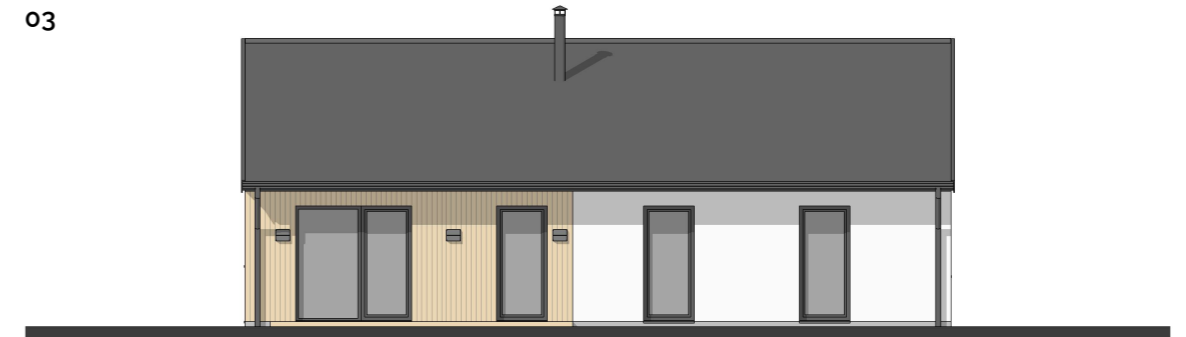
01



02



03



04

